

MARE 2019
NOSTRUM
International Credit Mobility

FILLING IN THE
Mare Nostrum
APPLICATION FORM



With the support of the Erasmus+ Programme of the European Union.

Dear applicant,

Thank you for your interest in participating in the Mare Nostrum Project, coordinated by Universidade do Algarve.

This tutorial has been developed to provide you full support in the process of filling in your application form, thus assuring that you don't miss any important information. You should read it together with the general information that you may find in the project's website: <https://up.pt/marenostrum2019/>

Please feel free to contact us at the email address: international@ualg.pt.

Good luck!


The Mare Nostrum Team

MARE 2019 NOSTRUM
International Credit Mobility

MARE NOSTRUM 2019-2021 Project
International Credit Mobility
Erasmus+ Programme
Email: international@ualg.pt

English
Central European Time (CET)
16:21:32

Home About Institutions Courses Apply Contacts



Scholarships

The **MARE NOSTRUM 2019** project, coordinated by Universidade do Algarve in the framework of the European Programme Erasmus+ - Key Action 1 International Credit Mobility (2019-1-PT01-KA107-060331), supports mobility of students (at various levels) and academic and administrative staff from institutions in Portugal and in 7 Partner Countries from outside Europe, in both directions, IN and OUT. [General information](#)

Downloads

Check out the latest documents of the MARE NOSTRUM 2019-2021 Project:

- [MN Scholarship holder's Guide \(From Portugal\)](#) **NEW**
- [MN Scholarship holder's Guide \(From Partner Countries\)](#) **NEW**

Sign in

Easy access to your personal account.

Please authenticate with your username and password.

Username

Password

[Forgot your password?](#)

TIP!

Pay attention to the clock on the top-right corner of the home page. It indicates CET time zone, the one taken into consideration to open and close the call for applications.

STEP 1

To start your application form you must create a new Username and Password.

TIP!

Before starting to fill in the application form, read the general information in the website.

Apply - Create a new user

Fields with * are required.

Username *

Password *

Email *

Verification Code *

Please enter the letters as they are shown in the image below.
Letters are not case-sensitive.

hij uzi

[Get a new code](#)

TIP!

Pay attention when typewriting your password since it is encoded.

TIP!

Make sure you choose the correct institution and type of mobility as once selected they cannot be changed afterwards.

Application form

Eligibility questions » Application

Eligibility questions

Home institution:

Application form

Eligibility questions » Application

Eligibility questions

Type of mobility:

Application data

Doctorate (mobility)

1. [Personal details](#)
2. [Home institution](#)
3. [Academic background](#)
4. [Employment experience](#)
5. [Language skills](#)
6. [Publications](#)
7. [Mobility proposal](#)
8. [Proposed host universities](#)
9. [Motivation and added value](#)
10. [Documents upload](#)

- I declare to have granted permission to have my name published in the website of the project or in any other format, for dissemination purposes of the selection process.
- I declare, on my honor, that the information supplied by me in this application form is true and correct and that the documents uploaded are true.
- I declare having knowledge that, as candidate, I will have to supply all documents to support my eligibility for this project. In case I fail to do so my application will be automatically and immediately rejected.
- I have consulted with the contact person about the internal eligibility criteria that may exist in my home institution.

[Submit application](#)

After selecting this option, it is not possible to make any additional change to the already submitted proposal. Accordingly, if you would like to make any valid changes, you must create a new user and start your application from the beginning.

Please note that all contacts with candidates, including the notification of the selection results will be made exclusively by email. Please check if the field in the application form corresponding to your email address is correctly filled in.

Caption

- ✘ This section of the form is not properly filled in.
- ✔ This section of the form is properly filled in.

TIP!

A green dot will appear in the sections that are duly completed.

STEP 2

Fill in each of the 10 sections of the application form.

Application form

1. Personal details

Applicant's personal details

Surname/Family name *

Forenames/Given names *

Date of birth * (Year-Month-Day)

Place of birth *

Gender * Male Female

Nationality ID/Passport (at least one) * Identity no. Passport no.

TIP!

Make sure you provide the correct address without translating it.

Permanent address

This address will be used to send all official documents in case of selection. You must insert the complete information and the most accurate address. Any problem in sending documents resulting from erroneous or insufficient information provided in this section and consequent need to resend the documents will result in the payment, by the candidate, of the resulting expenses. **The address must not be translated.**

Street and number *

Postcode

City *

Country *

TIP!

If possible provide two different email addresses to assure an efficient communication. If you don't have two, DON'T write the email of another candidate.

Contact details

All contacts regarding the submission of application and selection results will be done exclusively by email. In case it is impossible to contact the applicant through this mean, the application will not be considered valid and it will be immediately excluded from the project, without any possibility of appeal.

Telephone *

Primary email *

Alternative email

Please do not include the email address of a fellow colleague also applying to this project so that the selection results cannot be sent to third parties.

TIP!

Don't forget to mention any possible vulnerability or disability, as this will be taken into consideration during the selection process.

TIP!

Don't forget to save the data before going back to the list of sections.

Additional information

How did you get to know the project? *

Have you applied at the same time to other financial support (Project funded by the European Union or other)? *

Yes No

If yes, please specify which financial support.

Are you in a particularly vulnerable socio-economic situation?

Yes No

If yes, please upload in section 10 (mandatory) a formal document (dated, signed and stamped by the issuing entity) that specifically proves your vulnerable situation. In case you fail to do so we will not consider you as a candidate in particularly vulnerable socio-economic situation.

Do you have any physical disability?

Yes No

If yes, please specify which physical disability.

Please upload in section 10 (mandatory) the document that specifically proves your current status of physical disability. For example: declaration of honor from a doctor; recent medical exam; etc. In case you fail to do so we will not consider you as a candidate with a physical disability.

[: Application form](#)

Application form

2. Home institution

Institution where you have concluded your previous academic training or where you currently develop your main activity. It must be an institution from one of the eligible countries.

Details of the home institution

Official name of the home institution *

Universidad Nacional Autónoma de México

Country *

Mexico

Identification of the entity/person supporting your application at your home institution

Faculty/School

Department

Name of the responsible person

Position of the responsible person

Email of the responsible person

Other contact

TIP!

This person is the one at your university that is formally responsible for your main activity: course director, thesis tutor, director of the office, etc.

In case you are currently enrolled in a programme/degree course in your home institution, please indicate:

Name of the programme/degree course you are currently enrolled in

Subject area of the programme/degree course you are currently enrolled in

In case you are currently enrolled in a research work, please indicate the name/title of the work:

ATTENTION:

This information is mandatory for all exchange students.

Save

← Application form

Application form

3. Academic background

Please indicate the main academic background/qualifications or training developed until this moment that are relevant to this application, starting with the most recent ones. Please include only the academic training achieved in a higher education institution.

Proof of all academic qualifications must be provided; please upload a copy of the official documents in section 10 of this application form.

a)

Academic degree awarded / training accomplished *

Current state *

Currently being attended

(Please pay attention to the fact that you must upload in section 10 the certificate/declaration of enrollment in a Programme Course)

Concluded

(Please pay attention to the fact that you must upload in section 10 the certificate of conclusion of the degree Course)

Name of course *

Institution *

Country *

Date of award *

 (Year-Month)

Grade obtained *

Maximum grade in the grades' scale of the institution (e.g. in a scale of 0-20, it is 20) *

CLARIFICATION:

Indicate the highest possible grade to be awarded by the institution to students of this particular course.

b)

Academic degree awarded / training accomplished

Current state

(clean)

Currently being attended

(Please pay attention to the fact that you must upload in section 10 the certificate/declaration of enrollment in

Concluded

(Please pay attention to the fact that you must upload in section 10 the certificate of conclusion of the degree

Name of course

Institution

TIP!

In case you have several diplomas you should make reference to all, especially the most relevant for this mobility application.

Application form

1. Employment experience

Briefly describe the nature of your previous employment experience, particularly the relevant details for your mobility proposal. If you don't have any employment experience, click on [Save] without writing any information.

Indicate which is your main activity at the moment *

- Student
- Professor / Academic Staff (full-time)
- Researcher (with a permanent link with the home institution)
- Administrative Staff in an eligible institution (with a permanent link with the home institution)
- Other

Department / service *

Unit (if applicable)

Position (if applicable)

Please describe your employment experience (if applicable). *

(Max. 2500 characters)

Briefly describe other relevant work experiences, mainly those related to your mobility programme. *

(Max. 2500 characters)

[Application form](#)



TIP!

Even if you have no relevant employment experience for the mobility proposal, include details of other experiences as it proves your proactive attitude and dynamism.

Application form
5. Language skills

Mother tongue

Other

Other languages

1.

Listening

Reading

Writing

Speaking

2.

Listening

Reading

Writing

Speaking

3.

Listening

Reading

Writing

Speaking

Save

Application form

TIP!

Be realistic and don't oversell yourself, as an interview may be done during the selection process.

Application form

5. Publications

In case you have already published a scientific work or contributed to the publication of any paper please indicate the most representative ones, maximum five, giving priority to those most related with your mobility proposal.

The references must include: authors, title, publisher, year, city, page number and other relevant bibliographical data.

If you don't have any publication, click on [Save] without writing any information.

(a) (Max. 500 characters)

(b) (Max. 500 characters)

(c) (Max. 500 characters)

(d) (Max. 500 characters)

(e) (Max. 500 characters)

Save

[Application form](#)

TIP!

Even if you have no relevant publications for the mobility proposal, indicate other publications as it proves your merit and dedication.

Application form

7. Mobility proposal

Please indicate the main aspects of your mobility proposal.

The mobility programme proposed must coherently describe the existing relation between the activities you develop and those you intend to develop at the host institution. As this mobility programme will be used as a mean for the host institution to evaluate the relevance and interest in its implementation, we strongly advise you to consult the available courses/activities at the host institution. The final mobility proposal will be, in case of selection, articulated and defined by the scholarship holder, the coordinating and the host institution and, in specific cases, the home institution.

Type of mobility *

Doctorate (mobility)

Describe in detail the mobility programme you intend to develop at the host institution. *

(Max. 2500 characters)

Save

[Application form](#)

ATTENTION (EXCHANGE STUDENTS):

When choosing the modules you want to take at the host institution you need to check with the responsible person/office at your university for granting academic recognition, that these modules fit into your course.

TIP!

If you are unsure about who is the person you must contact the person identified in the section "Contacts" of the Mare Nostrum website. This person should be able to guide you.

Application form

8. Proposed host universities

1st host institution priority

Field of study of the project you intend to develop *

Official name of your host institution priority *

Course / Mobility proposal *

Semester *

Is your proposal part of any common project of the two institutions?

Yes No

If yes, please indicate the reference

Have you established any previous contacts with the Institution concerning your mobility?

Yes No

If yes, please quote the name of the contacted person.

Save

[← Application form](#)

ATTENTION:

If you are concluding your degree course at your institution before September 2019 you must choose 2nd Semester 2019/2020 (February 2020 to July 2020).

CLARIFICATION:

A common project within the scope of which your mobility is proposed: e.g. a specific research project that will benefit from your mobility at the host institution.

Application form

1. Motivation and added value

Please state briefly the main reasons why you wish to participate in this project, as well as the added value you perceive to be attached to your mobility proposal.

1st host institution priority

Why have you chosen this specific institution? *

(Max. 1000 characters)

Please describe briefly the impact of this mobility proposal on the development of your mobility/education/career in your home country. *

(Max. 1000 characters)

Please explain briefly how you think your mobility proposal might contribute to the establishment/development of links with your host country/institution. *

(Max. 1000 characters)

Save

Application form

TIP!

Motivation is sometimes underestimated. Explain in detail what motivates you from an academic/professional perspective to do this mobility at this University.

TIP!

Think beyond your own benefit. It is important that your home institution also benefits from this mobility.

Application form

10. Documents upload

In case a document is considered mandatory by the host institution it must be included online. If a candidate fails to do so the application will be immediately rejected without any possibility of appeal. Each uploaded document must have a maximum size of 5 MB.

Each field accepts only one document. If you wish to upload more than one document in the same field, first you have to merge those documents into a single one.



PDFBinder is a simple tool to merge several PDF documents into one. You can download it here:

[Download PDFBinder](#)

ATTENTION:

Double check the documents you upload as there is no option to delete a document after uploading it.

Applicants must upload the following documents:

Document	Upload	Uploaded document
Photo (Mandatory for all applicants)	(jpg, jpeg) <input type="text"/> Procurar... Upload	
Video (Optional)	(avi, mov, mpg, wmv, zip) <input type="text"/> Procurar... Upload	
Identity (Mandatory for all applicants) * Formal Identity Document. Must be issued by a national authority otherwise it will not be considered valid and the application will be immediately excluded. In case your country does not issue such document it is mandatory to upload a copy of your passport here.	(pdf) <input type="text"/> Procurar... Upload	
Passport (Optional)	(pdf) <input type="text"/> Procurar... Upload	

TIP!

The red dots indicate what are the mandatory documents in your case.

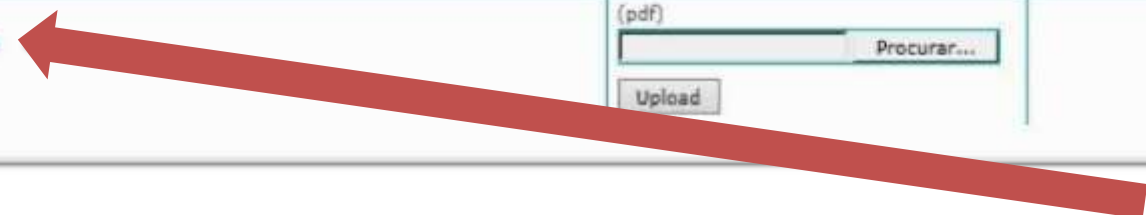
<p>Certificate of degree</p> <p>(Mandatory for Master (mobility), Doctorate (mobility), Academic Staff, Administrative Staff)</p> <p>* Certificate proving the obtained degree – must be issued by the University where the degree was obtained, dated, signed and stamped, otherwise it will not be considered valid and the application will be immediately excluded.</p>	<p>(pdf)</p> <p><input type="text" value="Procurar..."/></p> <p><input type="button" value="Upload"/></p>
<p>Transcript of records</p> <p>(Mandatory for Undergraduate (mobility), Master (mobility), Doctorate (mobility))</p> <p>* Must be issued by the home university, stating in detail all courses taken and grades obtained in the course. This document must be dated, signed and stamped by the institution, otherwise it will not be considered valid and the application will be immediately excluded. Please note that you must upload the transcript of records regarding ALL the years of your course.</p>	<p>(pdf)</p> <p><input type="text" value="Procurar..."/></p> <p><input type="button" value="Upload"/></p>
<p>Support from home</p> <p>(Mandatory for all applicants)</p> <p>* Statement of support from the Home University - This document must be dated, signed and stamped by the institution, otherwise it will not be considered valid and the application will be immediately excluded.</p>	<p>(pdf)</p> <p><input type="text" value="Procurar..."/></p> <p><input type="button" value="Upload"/></p>
<p>Enrollment in degree course</p> <p>(Mandatory for Undergraduate (mobility), Master (mobility), Doctorate (mobility))</p> <p>* Statement issued by the Home Institution (partner) regarding the applicant's enrollment in the degree course.</p>	<p>(pdf)</p> <p><input type="text" value="Procurar..."/></p> <p><input type="button" value="Upload"/></p>
<p>Main activity</p> <p>(Mandatory for Academic Staff, Administrative Staff)</p> <p>Statement of the Home Institution (partner) with a brief description of the applicant's main activity. This document must be dated, signed and stamped by the institution, otherwise it will not be considered valid and the application will be immediately excluded.</p>	<p>(pdf)</p> <p><input type="text" value="Procurar..."/></p> <p><input type="button" value="Upload"/></p>
<p>Language skills</p> <p>(Optional)</p>	<p>(pdf)</p> <p><input type="text" value="Procurar..."/></p> <p><input type="button" value="Upload"/></p>

TIP!

Don't forget to include a translation of the official documents issued by your university in case these are not in English, Portuguese or Spanish.

ATTENTION:

In case the course/mobility proposal you want to apply to demands the presentation of a language certificate or minimum level of language proficiency, this document is not optional but **mandatory**.



TIP!

Don't forget to include the documents proving your condition, otherwise it won't be taken into consideration during the selection stage.









Physical disability (Optional) Document that specifically proves your actual status of physical disability. For example: declaration of honor from a doctor; recent medical exam; etc. In case you fail to do so we will not consider you as a candidate with a physical disability.	(pdf) <input type="text"/> Procurar... <input type="button" value="Upload"/>	
Socio-economic vulnerability (Optional) Document that specifically proves your vulnerable socio-economic situation. This document must be dated, signed and stamped by the issuing entity. In case you fail to do so we will not consider you as a candidate in particularly vulnerable socio-economic situation.	(pdf) <input type="text"/> Procurar... <input type="button" value="Upload"/>	
Proof of social/political vulnerable situation (Optional) Document that specifically proves your social/political vulnerable situation. This document must be issued by a recognized authority and must also be dated, signed and stamped by the issuing entity.	(pdf) <input type="text"/> Procurar... <input type="button" value="Upload"/>	
Other documents (Optional) Other documents relevant for the application.	(pdf) <input type="text"/> Procurar... <input type="button" value="Upload"/>	

TIP!

Recommendation letters, certificates of participation in conferences, etc, may be uploaded here to allow Mare Nostrum to get to know more about your profile.



<p>Photo</p> <p>(Mandatory for all applicants)</p>	<p>(jpg, jpeg)</p> <p><input type="text"/> Procurar...</p> <p>Upload</p>	<p> Download</p>
<p>Video</p> <p>(Optional)</p>	<p>(avi, mov, mpg, wmv, zip)</p> <p><input type="text"/> Procurar...</p> <p>Upload</p>	
<p>Identity</p> <p>(Mandatory for all applicants)</p> <p>✓ Formal Identity Document. Must be issued by a national authority otherwise it will not be considered valid and the application will be immediately excluded. In case your country does not issue such document it is mandatory to upload a copy of your passport here.</p>	<p>(pdf)</p> <p><input type="text"/> Procurar...</p> <p>Upload</p>	<p> Download</p>
<p>Passport</p> <p>(Optional)</p>	<p>(pdf)</p> <p><input type="text"/> Procurar...</p> <p>Upload</p>	
<p>Certificate of degree</p> <p>(Mandatory for Master (mobility), Doctorate (mobility), Academic Staff, Administrative Staff)</p> <p>✓ Certificate proving the obtained degree – must be issued by the University where the degree was obtained, dated, signed and stamped, otherwise it will not be considered valid and the application will be immediately excluded.</p>	<p>(pdf)</p> <p><input type="text"/> Procurar...</p> <p>Upload</p>	<p> Download</p>
<p>Transcript of records</p> <p>(Mandatory for Undergraduate (mobility), Master (mobility), Doctorate (mobility))</p> <p>✓ Must be issued by the home university, stating in detail all courses taken and grades obtained in the course. This document must be dated, signed and stamped by the institution, otherwise it will not be considered valid and the application will be immediately excluded. Please note that you must upload the transcript of records regarding ALL the years of your course.</p>	<p>(pdf)</p> <p><input type="text"/> Procurar...</p> <p>Upload</p>	<p> Download</p>
<p>Support from home</p> <p>(Mandatory for all applicants)</p> <p>✓ Statement of support from the Home University - This document must be dated, signed and stamped by the institution, otherwise it will not be considered valid and the application will be immediately excluded.</p>	<p>(pdf)</p> <p><input type="text"/> Procurar...</p> <p>Upload</p>	<p> Download</p>
<p>Enrollment in degree course</p> <p>(Mandatory for Undergraduate (mobility), Master (mobility), Doctorate (mobility))</p> <p>✓ Statement issued by the Home Institution (partner) regarding the applicant's enrollment in the degree course.</p>	<p>(pdf)</p> <p><input type="text"/> Procurar...</p> <p>Upload</p>	<p> Download</p>

CLARIFICATION:

When all documents are marked with a green dot on the left side, the section is completed.

CLARIFICATION:

When all sections are marked with a green dot on the left side, the form may be submitted.

Application data

Doctorate (mobility)

- ✓ 1. [Personal details](#)
- ✓ 2. [Home institution](#)
- ✓ 3. [Academic background](#)
- ✓ 4. [Employment experience](#)
- ✓ 5. [Language skills](#)
- ✓ 6. [Publications](#)
- ✓ 7. [Mobility proposal](#)
- ✓ 8. [Proposed host universities](#)
- ✓ 9. [Motivation and added value](#)
- ✓ 10. [Documents upload](#)

I declare to have granted permission to have my name published in the website of the project or in any other format, for dissemination purposes of the selection process.

I declare, on my honor, that the information supplied by me in this application form is true and correct and that the documents uploaded are true.

I declare having knowledge that, as candidate, I will have to supply all documents to support my eligibility for this project. In case I fail to do so my application will be automatically and immediately rejected.

I have consulted with the contact person about the internal eligibility criteria that may exist in my home institution.

Submit application

After selecting this option, it is not possible to make any additional change to the already submitted proposal. Accordingly, if you would like to make any valid changes, you must create a new user and start your application.

Please note that all contacts with candidates, including the notification of the selection process, will be done by email. Please check if the field in the application form corresponding to your email address is correct.

STEP 3

Submit your application. Please verify all the information as after submitting the form no more changes are possible.

Caption

- ✗ This section of the form is not properly filled in.
- ✓ This section of the form is properly filled in.